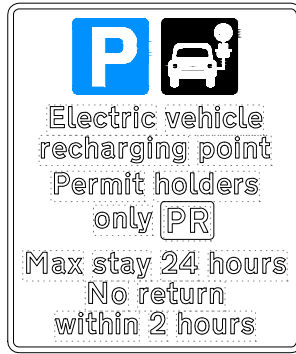


PA-EV

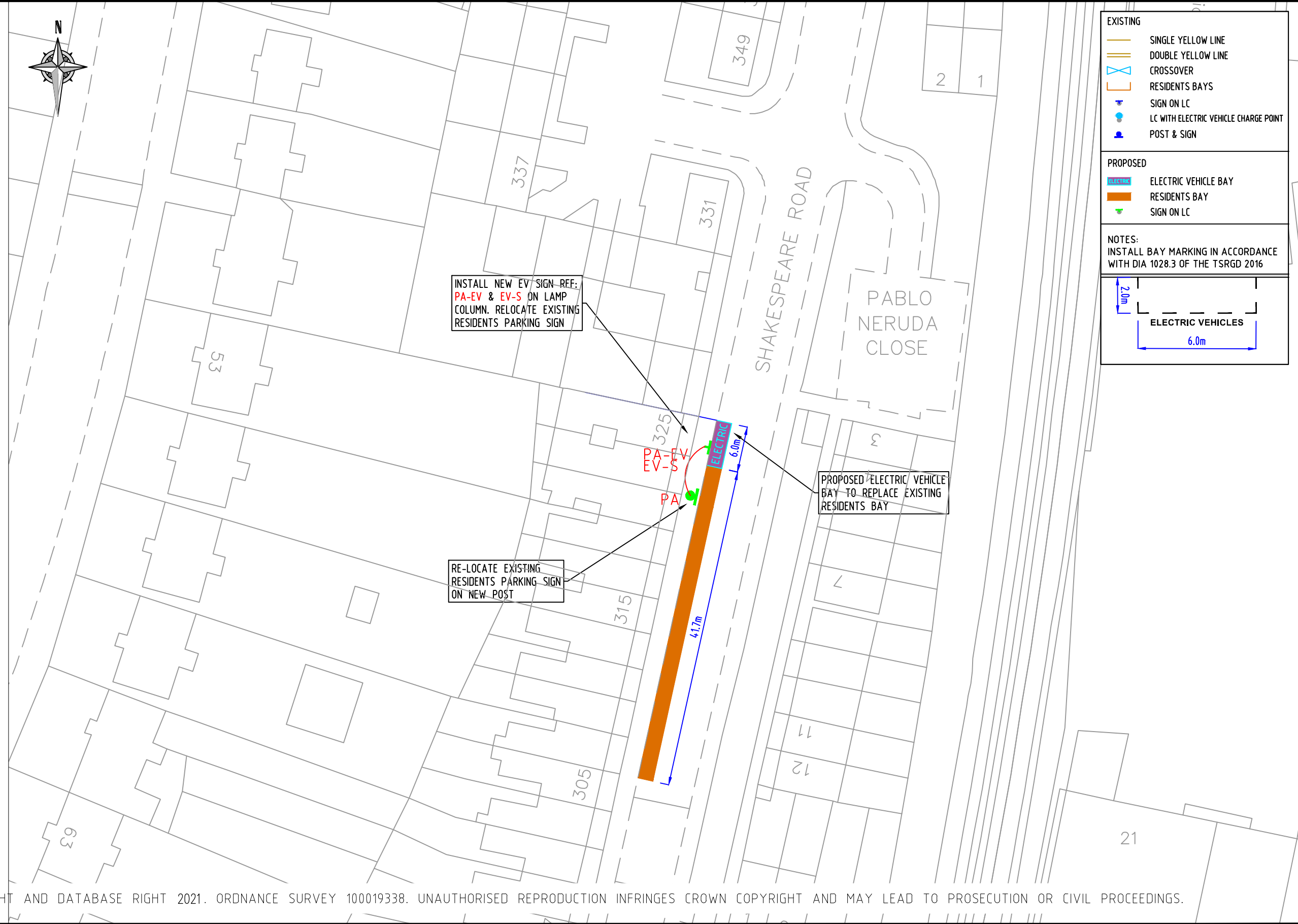


Scheme Ref.		CPZ - EV BAYS	
Sign Ref.	PA-EV	x-height	15.0
Letter colour	BLACK	SIGN FACE	
Background	WHITE	Width	290mm
Border	BLACK	Height	345mm
Material	Class R38 Microprismatic	Area	0.10m ²

EV-S



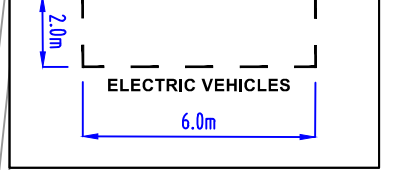
Scheme Ref.		CPZ - EV BAYS	
Sign Ref.	EV-S	x-height	15.0
Letter colour	BLACK	SIGN FACE	
Background	WHITE	Width	320mm
Border	BLACK	Height	115mm
Material	Class R38 Microprismatic	Area	0.04m ²



EXISTING	
	SINGLE YELLOW LINE
	DOUBLE YELLOW LINE
	CROSSOVER
	RESIDENTS BAYS
	SIGN ON LC
	LC WITH ELECTRIC VEHICLE CHARGE POINT
	POST & SIGN

PROPOSED	
	ELECTRIC VEHICLE BAY
	RESIDENTS BAYS
	SIGN ON LC

NOTES:
INSTALL BAY MARKING IN ACCORDANCE WITH DIA 1028.3 OF THE TSRGD 2016



© CROWN COPYRIGHT AND DATABASE RIGHT 2021. ORDNANCE SURVEY 100019338. UNAUTHORISED REPRODUCTION INFRINGES CROWN COPYRIGHT AND MAY LEAD TO PROSECUTION OR CIVIL PROCEEDINGS.

NOTES:

REV	DESCRIPTION	DRAWN	SIG	DATE	CHKD	SIG	DATE	APP	SIG	DATE

PARKING, STREET MANAGEMENT AND COMMERCIAL,
3RD FLOOR, CIVIC CENTRE
6 BRIXTON HILL
LONDON, SW2 1EG
020 7926 9000

DRAWN	SC	PROJECT	PROPOSED ELECTRIC VEHICLE PARKING			
CHKD	GWA	DRAWING TITLE	SHAKESPEARE ROAD (CPZ 'P')			
APP	LM	CLASSIFICATION	TMO	PAPER	A3	
		SCALE	1:500			
DATE	27.08.21	DRAWING NO	DES-CPZ-EVB-1002-001-40		REVISION	-