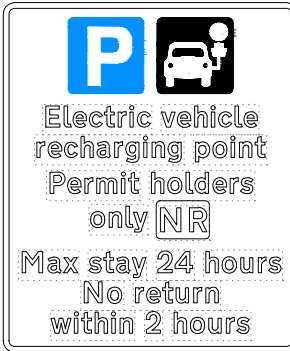


NA-EV

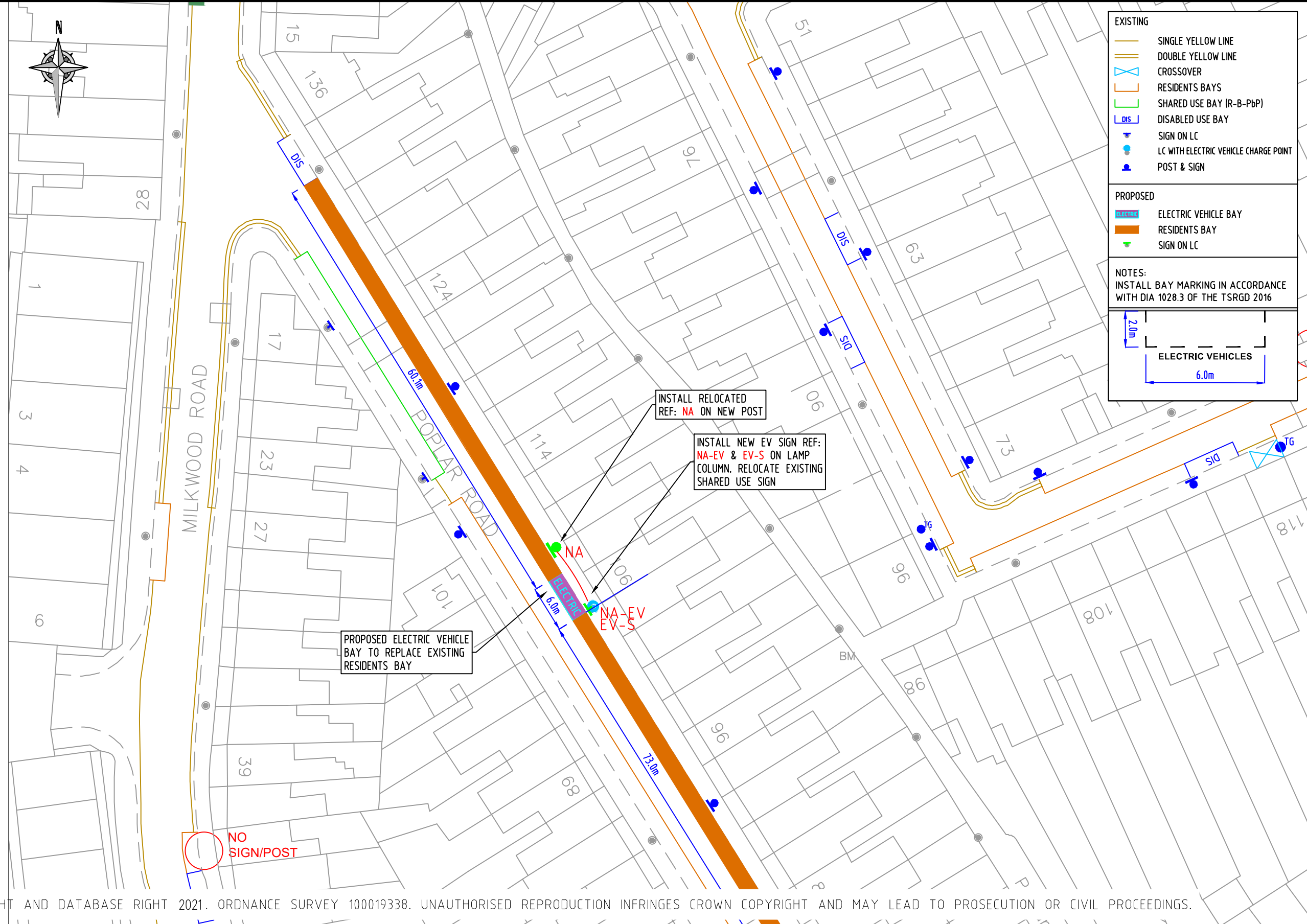


Scheme Ref.	CPZ - EV BAYS	x-height	15.0
Sign Ref.	NA-EV	SIGN FACE	
Letter colour	BLACK	Width	290mm
Background	WHITE	Height	345mm
Border	BLACK	Area	0.10m ²
Material	Class R38 Microprismatic		

EV-S



Scheme Ref.	CPZ - EV BAYS	x-height	15.0
Sign Ref.	EV-S	SIGN FACE	
Letter colour	BLACK	Width	320mm
Background	WHITE	Height	115mm
Border	BLACK	Area	0.04m ²
Material	Class R38 Microprismatic		



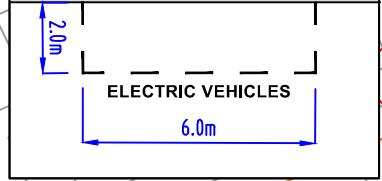
EXISTING

- SINGLE YELLOW LINE
- DOUBLE YELLOW LINE
- CROSSOVER
- RESIDENTS BAYS
- SHARED USE BAY (R-B-PbP)
- DISABLED USE BAY
- SIGN ON LC
- LC WITH ELECTRIC VEHICLE CHARGE POINT
- POST & SIGN

PROPOSED

- ELECTRIC VEHICLE BAY
- RESIDENTS BAY
- SIGN ON LC

NOTES:
INSTALL BAY MARKING IN ACCORDANCE WITH DIA 1028.3 OF THE TSRGD 2016



© CROWN COPYRIGHT AND DATABASE RIGHT 2021. ORDNANCE SURVEY 100019338. UNAUTHORISED REPRODUCTION INFRINGES CROWN COPYRIGHT AND MAY LEAD TO PROSECUTION OR CIVIL PROCEEDINGS.

NOTES:

REV	DESCRIPTION	DRAWN	SIG	DATE	CHKD	SIG	DATE	APP	SIG	DATE

PARKING, STREET MANAGEMENT AND COMMERCIAL,
3RD FLOOR, CIVIC CENTRE
6 BRIXTON HILL
LONDON, SW2 1EG
020 7926 9000

DRAWN	SC	PROJECT	PROPOSED ELECTRIC VEHICLE PARKING		
CHKD	GWA	DRAWING TITLE	POPLAR ROAD (CPZ 'N')		
APP	LM	CLASSIFICATION	TMO	PAPER	A3
		SCALE	1:500		
DATE	23.04.21	DRAWING NO	DES-CPZ-EVB-1002-001-30		REVISION
					-