

BA-EV



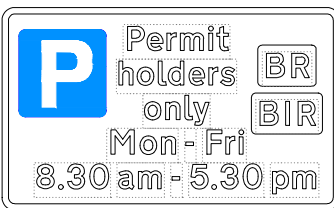
Scheme Ref.	CPZ B - EV BAYS	x-height	15.0
Sign Ref.	BA-EV	SIGN FACE	
Letter colour	BLACK	Width	290mm
Background	WHITE	Height	345mm
Border	BLACK	Area	0.10m ²
Material	Class R3B Microprismatic		

EV-S



Scheme Ref.	EV-SIGN	x-height	15.0
Sign Ref.	EV-S	SIGN FACE	
Letter colour	BLACK	Width	320mm
Background	WHITE	Height	115mm
Border	BLACK	Area	0.04m ²
Material	Class R3B Microprismatic		

BA1

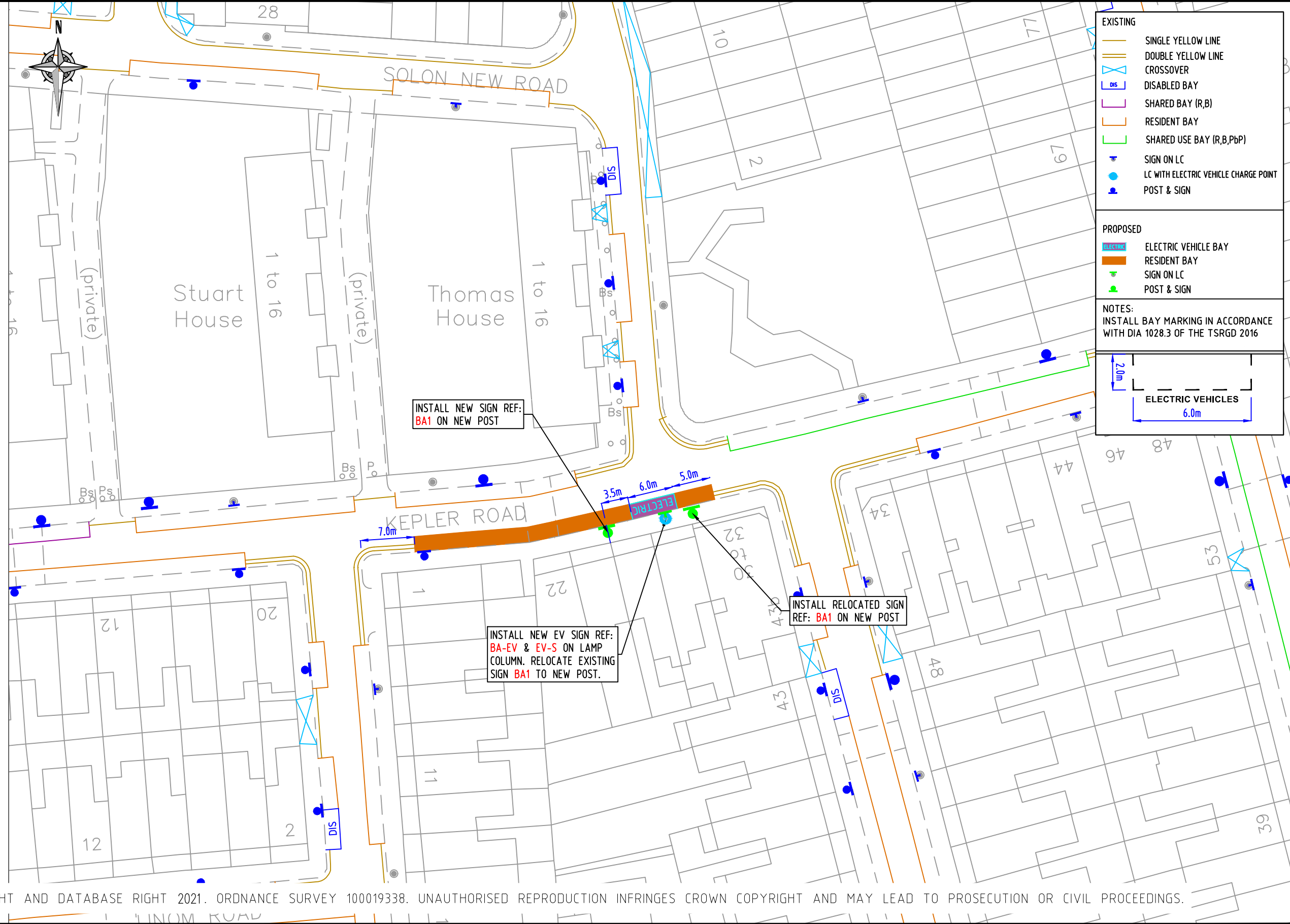
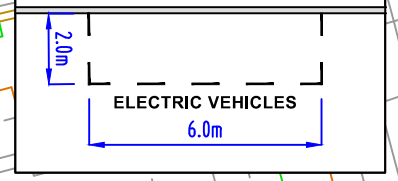


Scheme Ref.	CPZ - EV SIGN	x-height	15.0
Sign Ref.	B1A	SIGN FACE	
Letter colour	BLACK	Width	290mm
Background	WHITE	Height	175mm
Border	BLACK	Area	0.05m ²
Material	Class R3B Microprismatic		

EXISTING	
	SINGLE YELLOW LINE
	DOUBLE YELLOW LINE
	CROSSOVER
	DISABLED BAY
	SHARED BAY (R,B)
	RESIDENT BAY
	SHARED USE BAY (R,B,PbP)
	SIGN ON LC
	LC WITH ELECTRIC VEHICLE CHARGE POINT
	POST & SIGN

PROPOSED	
	ELECTRIC VEHICLE BAY
	RESIDENT BAY
	SIGN ON LC
	POST & SIGN

NOTES:
INSTALL BAY MARKING IN ACCORDANCE WITH DIA 1028.3 OF THE TSRGD 2016



© CROWN COPYRIGHT AND DATABASE RIGHT 2021. ORDNANCE SURVEY 100019338. UNAUTHORISED REPRODUCTION INFRINGES CROWN COPYRIGHT AND MAY LEAD TO PROSECUTION OR CIVIL PROCEEDINGS.

NOTES:

REV	DESCRIPTION	DRAWN	SIG	DATE	CHKD	SIG	DATE	APP	SIG	DATE



DRAWN	BC	PROJECT	PROPOSED ELECTRIC VEHICLE PARKING			
CHKD	GWA	DRAWING TITLE	KEPLER ROAD (CPZ 'B')			
APP	LM	CLASSIFICATION	TMO	PAPER	A3	
		SCALE	1:500			
DATE	09.11.21	DRAWING NO	DES-CPZ-EVB-1003-001-35		REVISION	-