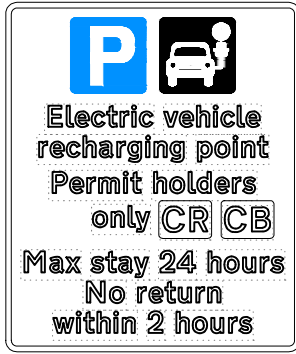


CB - EV



Scheme Ref.	CPZ C - EV BAYS	x-height	15.0
Sign Ref.	CB-EV	SIGN FACE	
Letter colour	BLACK	Width	290mm
Background	WHITE	Height	345mm
Border	BLACK	Area	0.10m ²
Material	Class R38 Microprismatic		

EV - S



Scheme Ref.	CPZ - EV BAYS	x-height	15.0
Sign Ref.	EV-S	SIGN FACE	
Letter colour	BLACK	Width	320mm
Background	WHITE	Height	115mm
Border	BLACK	Area	0.04m ²
Material	Class R38 Microprismatic		

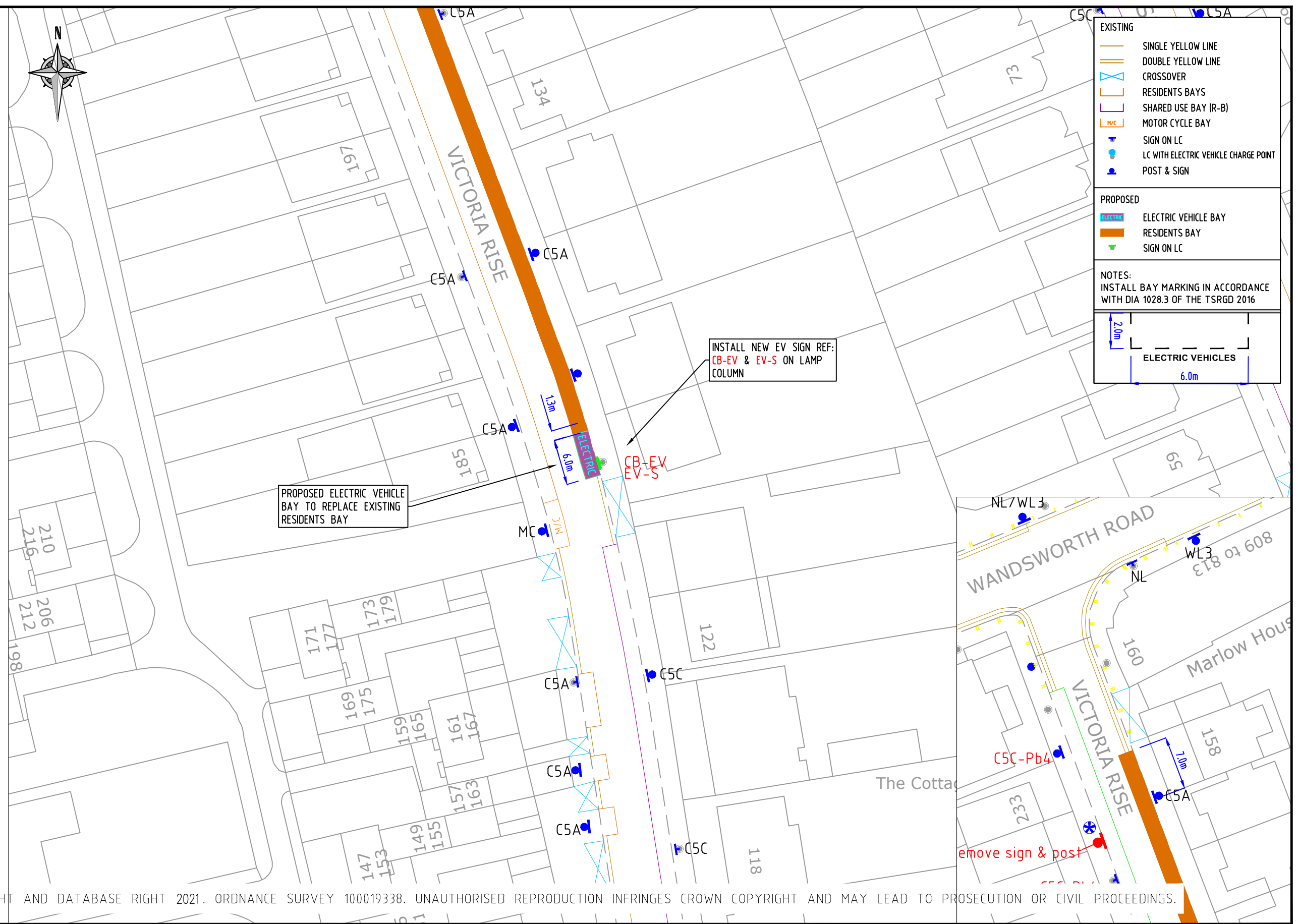
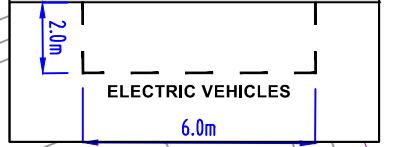
EXISTING

- SINGLE YELLOW LINE
- DOUBLE YELLOW LINE
- CROSSOVER
- RESIDENTS BAYS
- SHARED USE BAY (R-B)
- MOTOR CYCLE BAY
- SIGN ON LC
- LC WITH ELECTRIC VEHICLE CHARGE POINT
- POST & SIGN

PROPOSED

- ELECTRIC VEHICLE BAY
- RESIDENTS BAY
- SIGN ON LC

NOTES:
INSTALL BAY MARKING IN ACCORDANCE WITH DIA 1028.3 OF THE TSRGD 2016



© CROWN COPYRIGHT AND DATABASE RIGHT 2021. ORDNANCE SURVEY 100019338. UNAUTHORISED REPRODUCTION INFRINGES CROWN COPYRIGHT AND MAY LEAD TO PROSECUTION OR CIVIL PROCEEDINGS.

NOTES:

REV	DESCRIPTION	DRAWN	SIG	DATE	CHKD	SIG	DATE	APP	SIG	DATE

DRAWN	TF	PROJECT	PROPOSED ELECTRIC VEHICLE PARKING		
CHKD	GWA	DRAWING TITLE	VICTORIA RISE (CPZ 'C')		
APP	LM	CLASSIFICATION	TMO	PAPER	A3
		SCALE	1:500		
DATE	29.03.21	DRAWING NO	DES-CPZ-EVB-1000-001-26		REVISION
					-