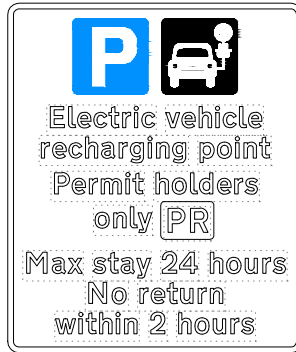
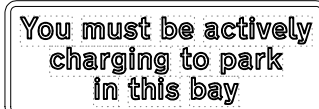


PA-EV



Scheme Ref. CPZ - EV BAYS	
Sign Ref. PA-EV	x-height 15.0
Letter colour BLACK	SIGN FACE
Background WHITE	Width 290mm
Border BLACK	Height 345mm
Material Class R3B Microprismatic	Area 0.10m ²

EV-S



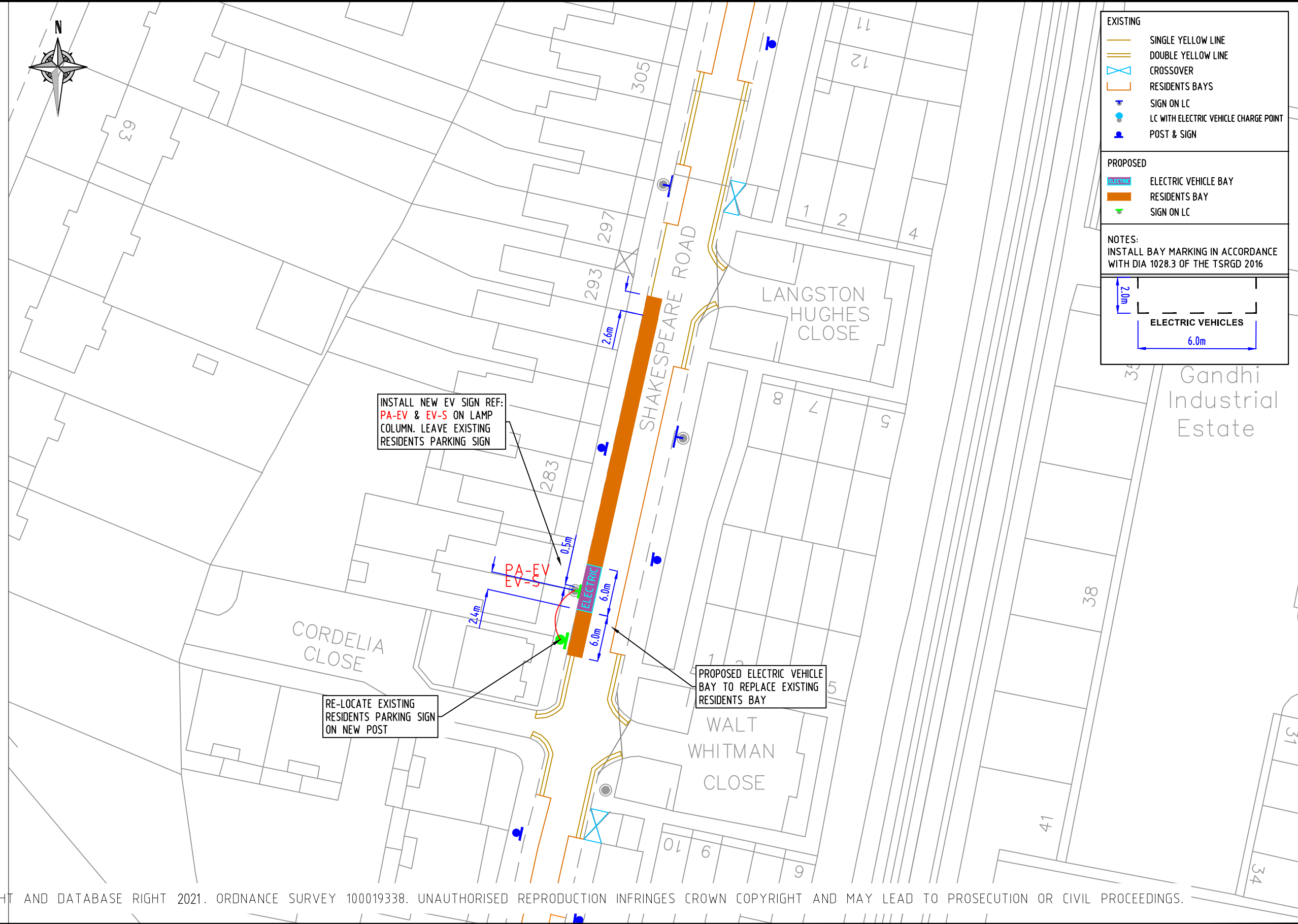
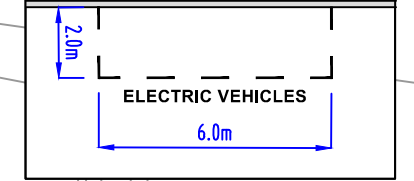
Scheme Ref. CPZ - EV BAYS	
Sign Ref. EV-S	x-height 15.0
Letter colour BLACK	SIGN FACE
Background WHITE	Width 320mm
Border BLACK	Height 115mm
Material Class R3B Microprismatic	Area 0.04m ²



EXISTING	
	SINGLE YELLOW LINE
	DOUBLE YELLOW LINE
	CROSSOVER
	RESIDENTS BAYS
	SIGN ON LC
	LC WITH ELECTRIC VEHICLE CHARGE POINT POST & SIGN

PROPOSED	
	ELECTRIC VEHICLE BAY
	RESIDENTS BAY
	SIGN ON LC

NOTES:
INSTALL BAY MARKING IN ACCORDANCE WITH DIA 1028.3 OF THE TSRGD 2016



INSTALL NEW EV SIGN REF: PA-EV & EV-S ON LAMP COLUMN. LEAVE EXISTING RESIDENTS PARKING SIGN

RE-LOCATE EXISTING RESIDENTS PARKING SIGN ON NEW POST

PROPOSED ELECTRIC VEHICLE BAY TO REPLACE EXISTING RESIDENTS BAY

© CROWN COPYRIGHT AND DATABASE RIGHT 2021. ORDNANCE SURVEY 100019338. UNAUTHORISED REPRODUCTION INFRINGES CROWN COPYRIGHT AND MAY LEAD TO PROSECUTION OR CIVIL PROCEEDINGS.

NOTES:

REV	DESCRIPTION	DRAWN	SIG	DATE	CHKD	SIG	DATE	APP	SIG	DATE

DRAWN	TF	PROJECT	PROPOSED ELECTRIC VEHICLE PARKING		
CHKD	GWA	DRAWING TITLE	SHAKESPEARE ROAD (CPZ 'P')		
APP	LM	CLASSIFICATION	TMO	PAPER	A3
		SCALE	1:500		
DATE	26.04.21	DRAWING NO	DES-CPZ-EVB-1000-001-51		REVISION
					-